

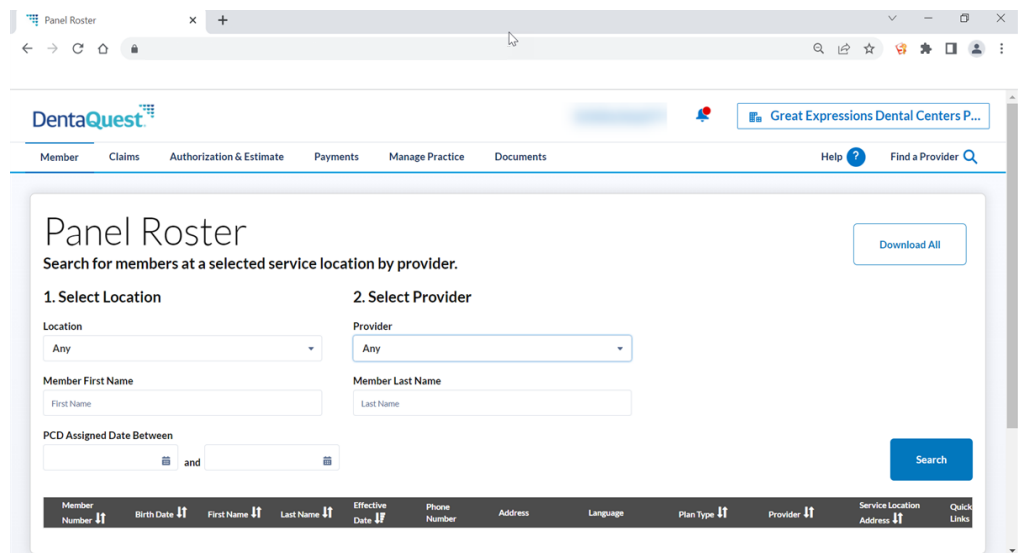
MEMBER PANEL ROSTER LOOKUP



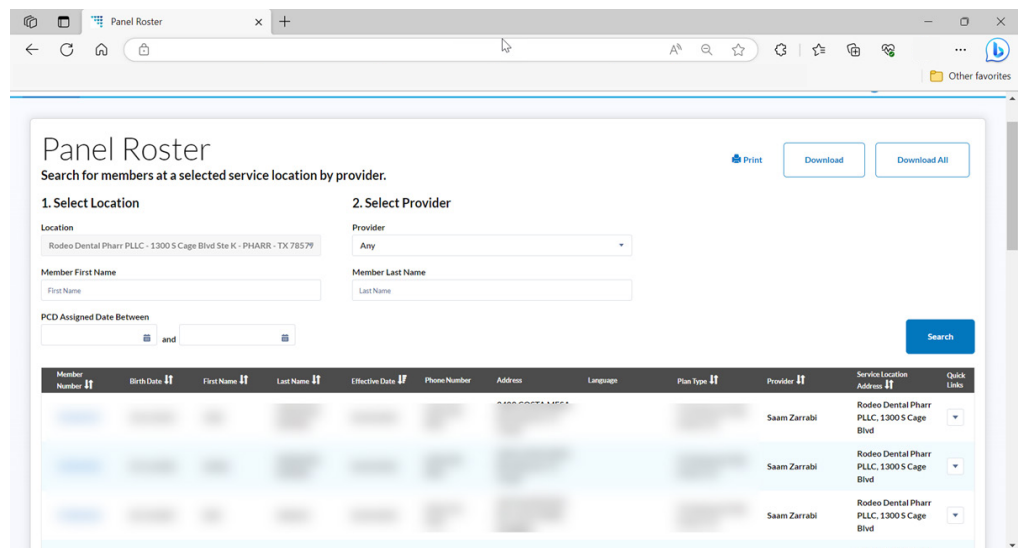
Your panel roster allows you to view your assigned dental home members.

Visit provideraccess.dentaquest.com* to access your panel roster in the provider portal. If you don't have a portal account, you will have to complete the new account registration process.

Upon logging in, access the Panel Roster by navigating to **Member > Panel Roster** from the home page.



Once on the Panel Roster page, enter in **Location** or **Provider** then click on **Search**. The results will display the members assigned to the provider or location.



*Blue Cross Blue Shield of Michigan doesn't own or control this website.

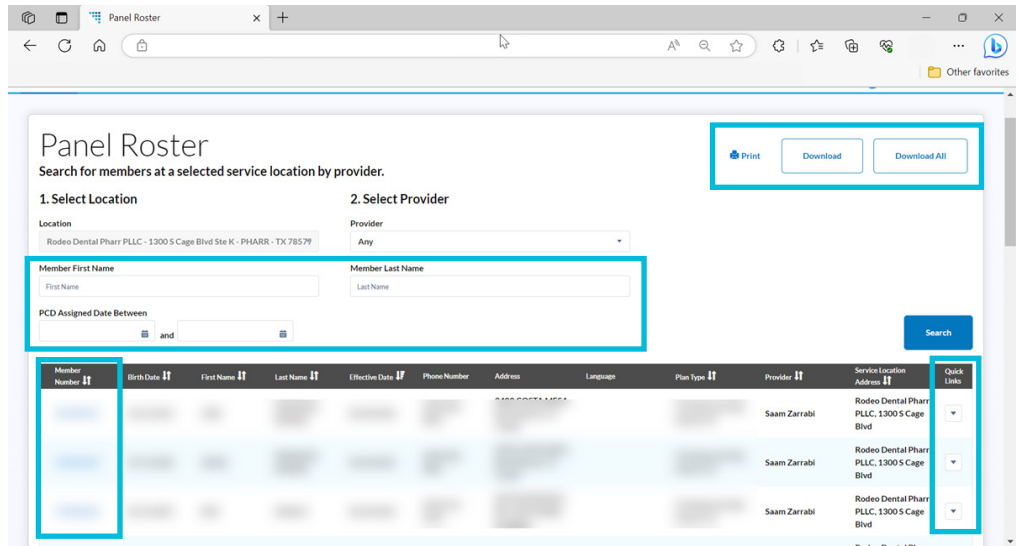
Results can be filtered by **Member First Name**, **Member Last Name** or **PCD Assigned Date**.
 The member numbers that are displayed link to the individual member's details, which open in a new tab.
 The Member Details page can also be accessed using the Eligibility search.

There are **Quick Links** to the right of each listing. Quick Links can be customized in the Features section of the portal, and can include:

- Check Eligibility
- Start a Claim
- Authorization & Estimate
- Start an ICT/Referral
- Start a Broken Appt

Perform member outreach by reviewing the Portal Roster onscreen, or:

- **Print** a PDF of all search results
- **Download** a CSV of the first 2000 results
- **Download All** contains a CSV of all results



For questions about the Provider Portal, reach out to your Provider Engagement Representative.

- **Tricia Hurtt**
Patricia.Hurtt@dentaquest.com
- **Michelle O’Nail**
Michelle.ONail@dentaquest.com
- **Amy Zimdars**
Amy.Zimdars@dentaquest.com
- **Michelle Waters**
Michelle.Waters@dentaquest.com
- **Kathryn Bowen**
Kathryn.Bowen@dentaquest.com

